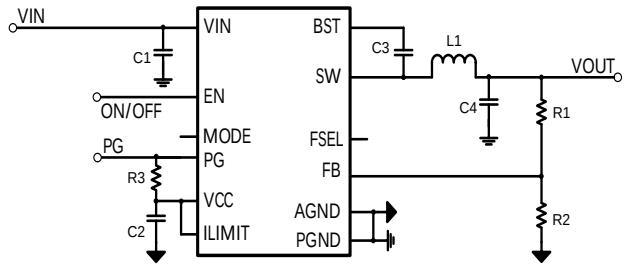
VIN
C1
ON/OFF
PG
R3
C2
VIN
EN
MODE
PG
VCC
ILIMIT
BST
SW
FSEL
FB
AGND
PGND
C3
L1
C4
R1
R2
VOUT

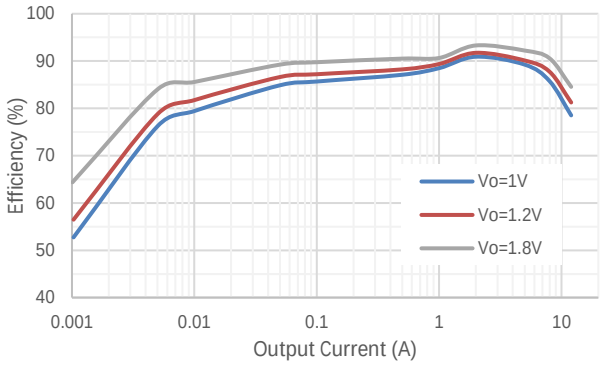
100
90
80
70
60
50
40
Efficiency (%)
0.001
0.01
0.1
1
10
Output Current (A)
Vo=1V
Vo=1.2V
Vo=1.8V

		,		

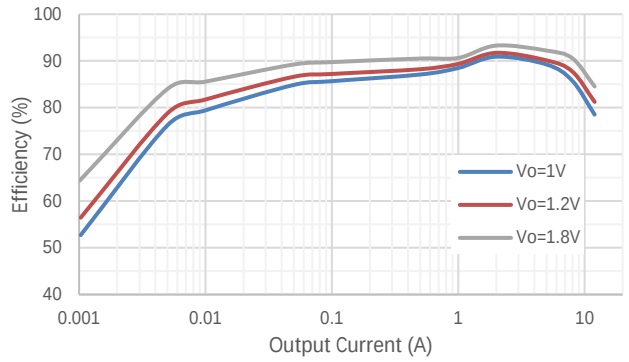
Efficiency (%)
Output Current (A)
Vo=1V
Vo=1.2V
Vo=1.8V

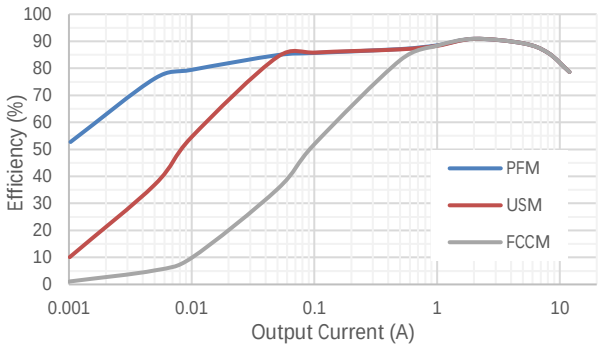
Efficiency (%)
Output Current (A)
PFM
USM
FCCM

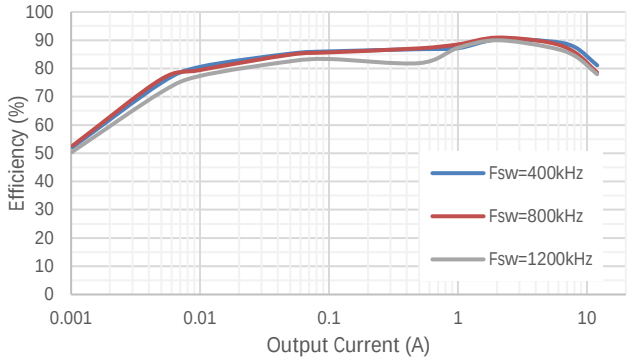
Efficiency (%)
Output Current (A)
Fsw=400kHz
Fsw=800kHz
Fsw=1200kHz

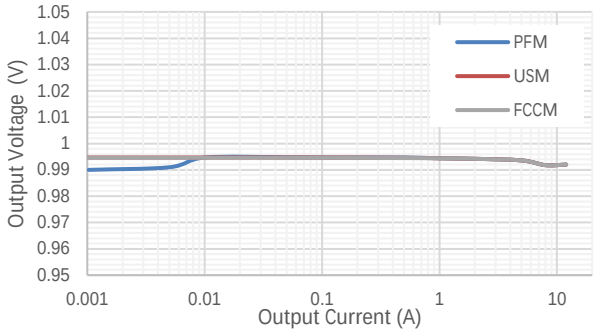
Output Voltage (V)
Output Current (A)
PFM
USM
FCCM

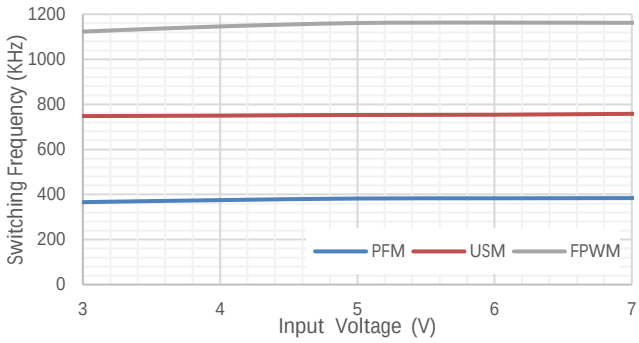
Switching Frequency (KHz)
Input Voltage (V)
PFM
USM
FPWM

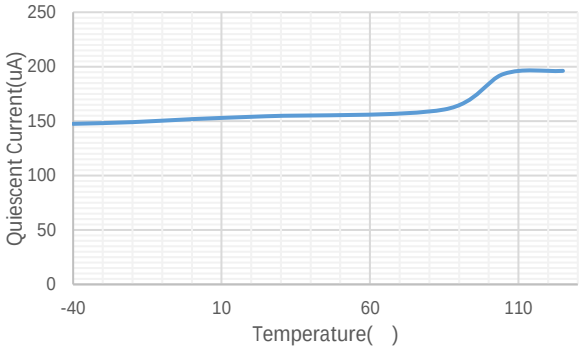
Quiescent Current(uA)
Temperature( )

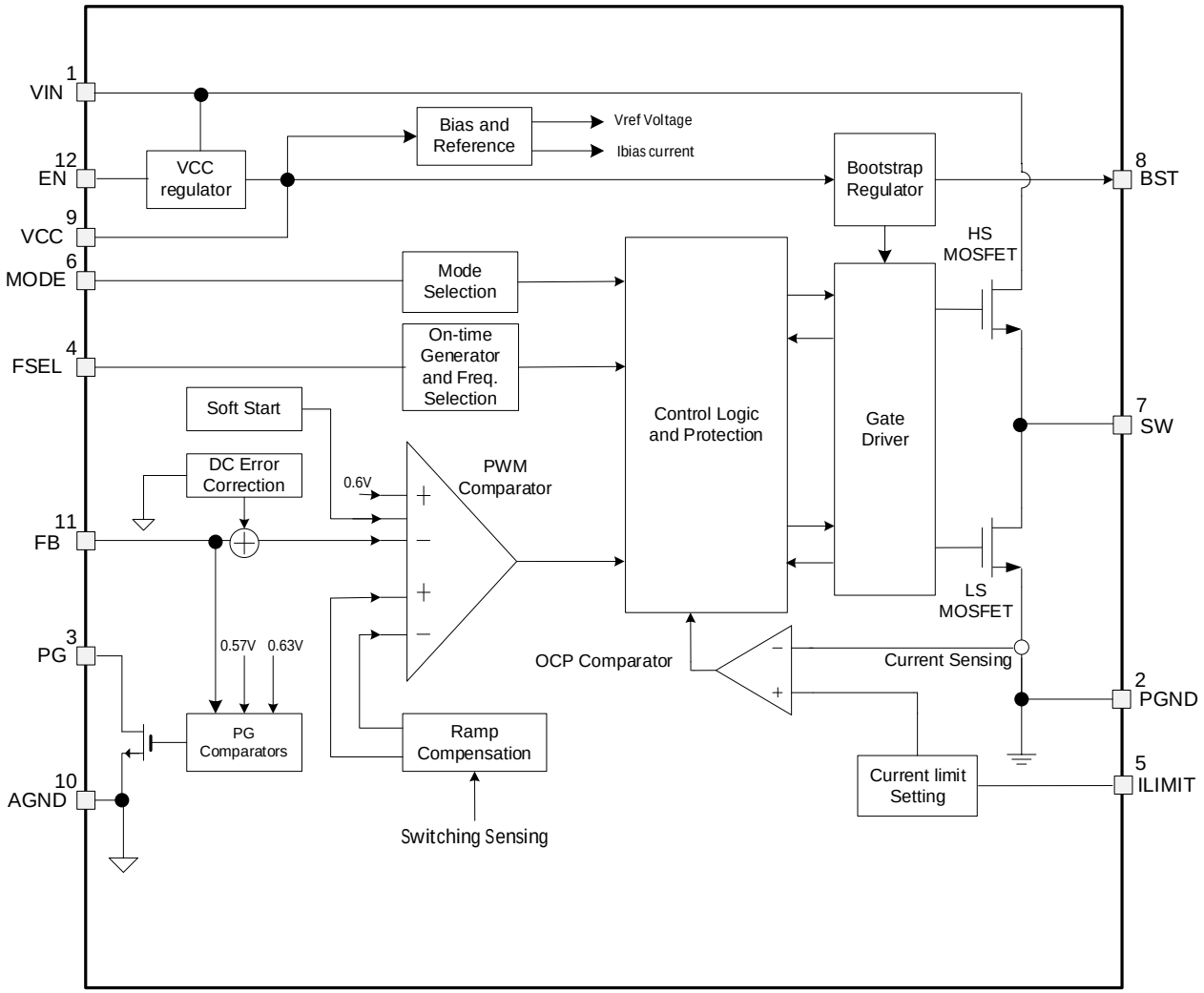
1
VIN
12
EN
9
VCC
6
MODE
4
FSEL
11
FB
3
PG
10
AGND
VCC regulator
Bias and Reference
Vref Voltage
Ibias current
Bootstrap Regulator
8
BST
HS MOSFET
Mode Selection
On-time Generator and Freq. Selection
Soft Start
DC Error Correction
0.6V
PWM Comparator
Control Logic and Protection
Gate Driver
7
SW
LS MOSFET
0.57V
0.63V
OCP Comparator
Current Sensing
2
PGND
PG Comparators
Ramp Compensation
Current limit Setting
5
ILIMIT
Switching Sensing

℃

℃

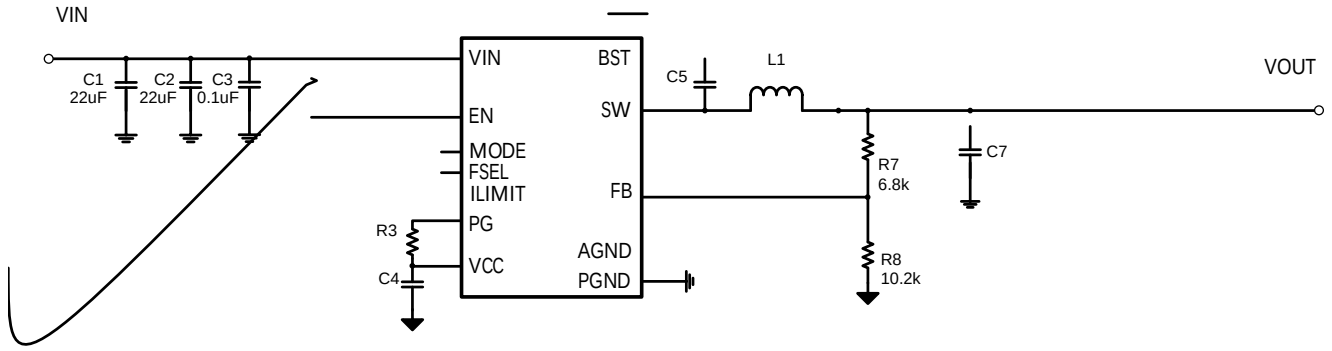
VIN
C1
22uF
C2
22uF
C3
0.1uF
VIN
EN
MODE
FSEL
ILIMIT
PG
VCC
BST
SW
FB
AGND
PGND
R3
C4
C5
L1
VOUT
R7
6.8k
C7
R8
10.2k

FE D $+$ FE

FE I FE

$$\frac{FE \qquad FE}{D \qquad FE}$$

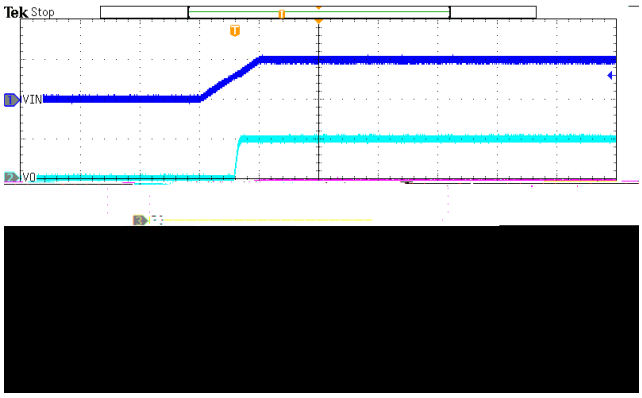
Tek Stop
VIN
VO

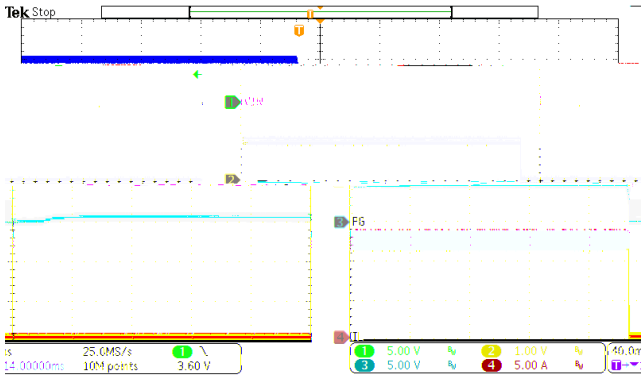
Tek Stop
FG
25.0MS/s
10M points
3.60 V
5.00 V
1.00 V
5.00 V
5.00 A

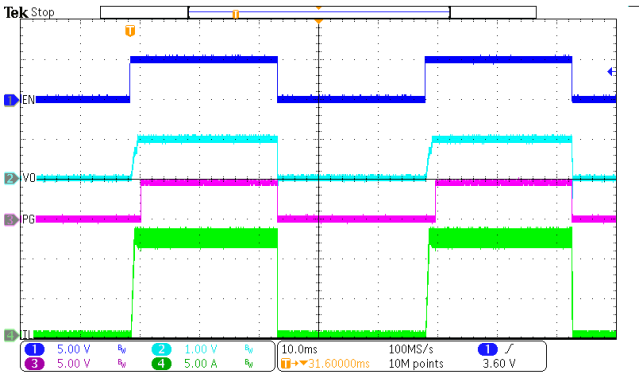
Tek Stop
EN
VO
PG
IL
5.00 V
1.00 V
5.00 V
5.00 A
10.0ms
100MS/s
10M points
3.60 V

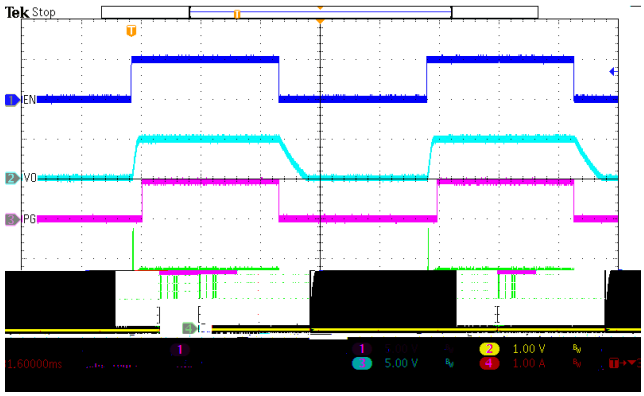
Tek Stop
EN
VO
PG
1.00 V
5.00 V
1.00 A

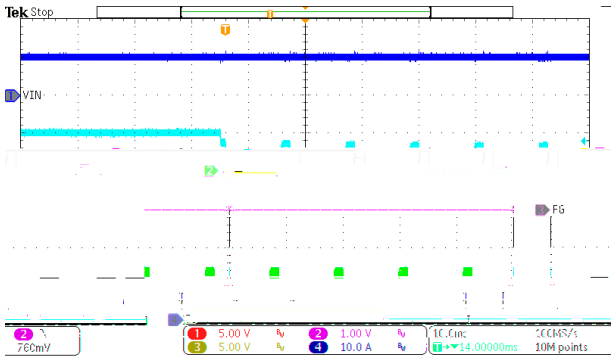
Tek Stop
VIN
FG
760mV
5.00 V
1.00 V
5.00 V
10.0 A
14.00000ms
10M points


Tek Stop
760mV
5.00 V
1.00 V
5.00 V
10.0 A
14.00000ms

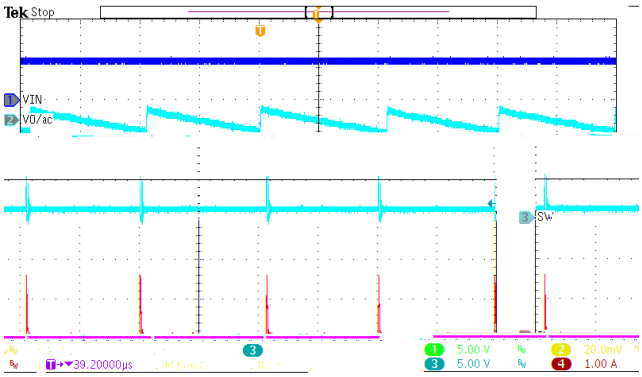
Tek Stop
VIN
VO/ac
SW
39.20000µs
5.00 V
20.0mV
5.00 V
1.00 A

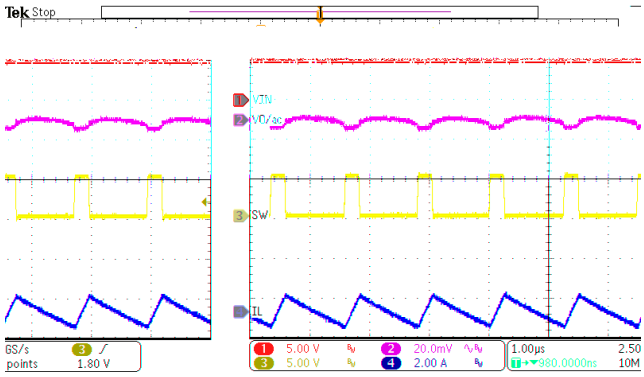
Tek Stop
VIN
VO/ac
SW
IL
points
1.80 V
5.00 V
20.0mV
5.00 V
2.00 A
1.00µs
980.0000ns

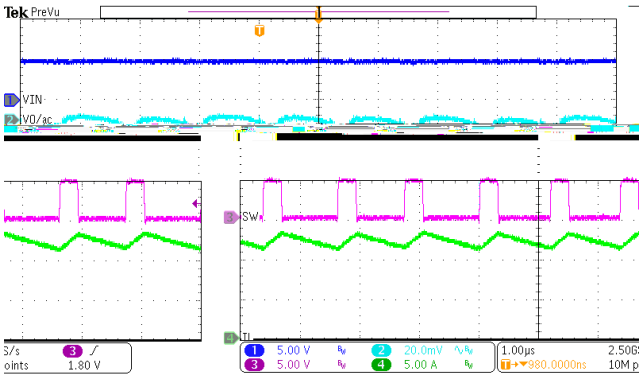
Tek PreVu
VIN
VO/ac
SW
IL
1.80 V
5.00 V
20.0mV
5.00 V
5.00 A
1.00µs
980.0000ns

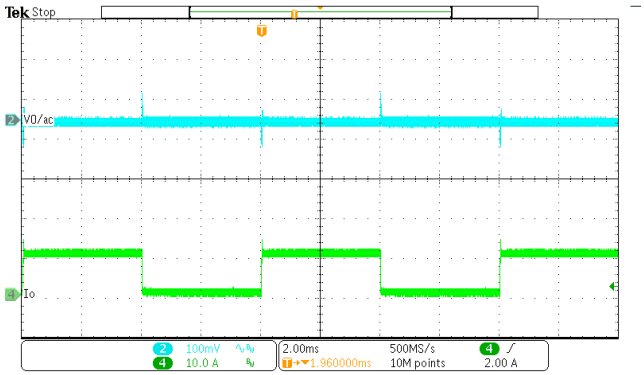
Tek Stop
VO/ac
Io
100mV
10.0 A
2.00ms
1.960000ms
500MS/s
10M points
2.00 A

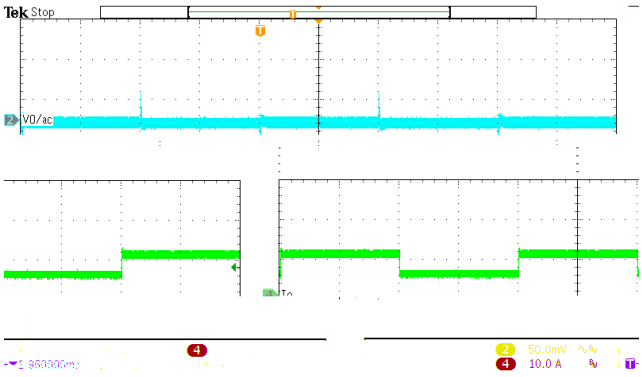
Tek Stop
VO/ac
50.0mV
10.0 A


FLUKE
60.1 °C
自动
LO 3.5
最大
98.5
最小
21.7
HI
21.7
28:50 下午
E: 0.93
BG

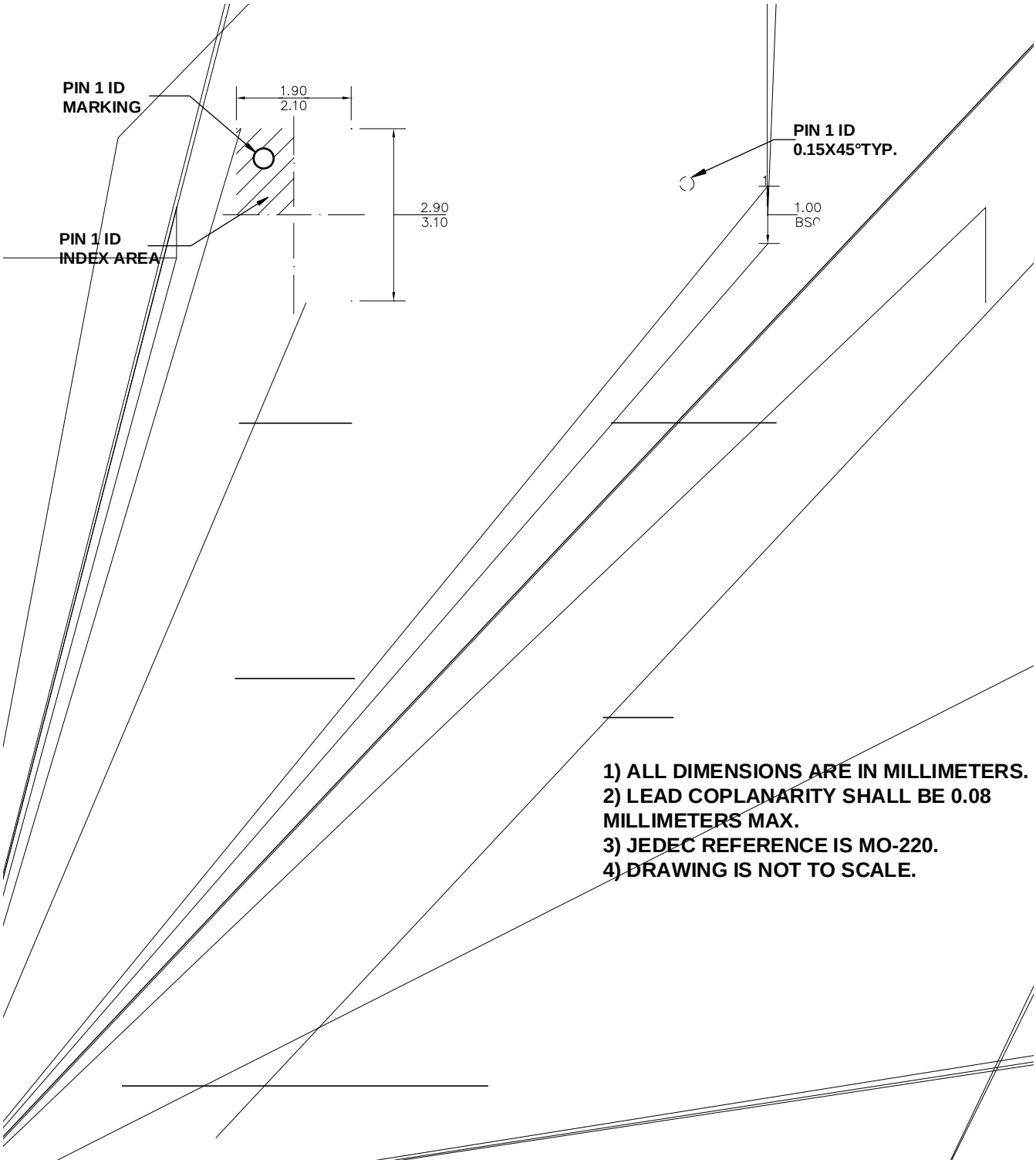

1) ALL DIMENSIONS ARE IN MILLIMETERS.
2) LEAD COPLANARITY SHALL BE 0.08 MILLIMETERS MAX.
3) JEDEC REFERENCE IS MO-220.
4) DRAWING IS NOT TO SCALE.

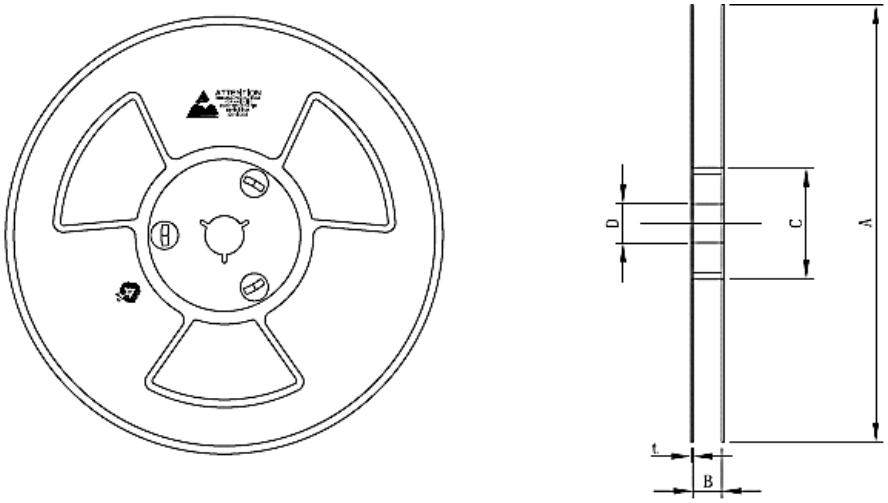
D
C
A
t
B

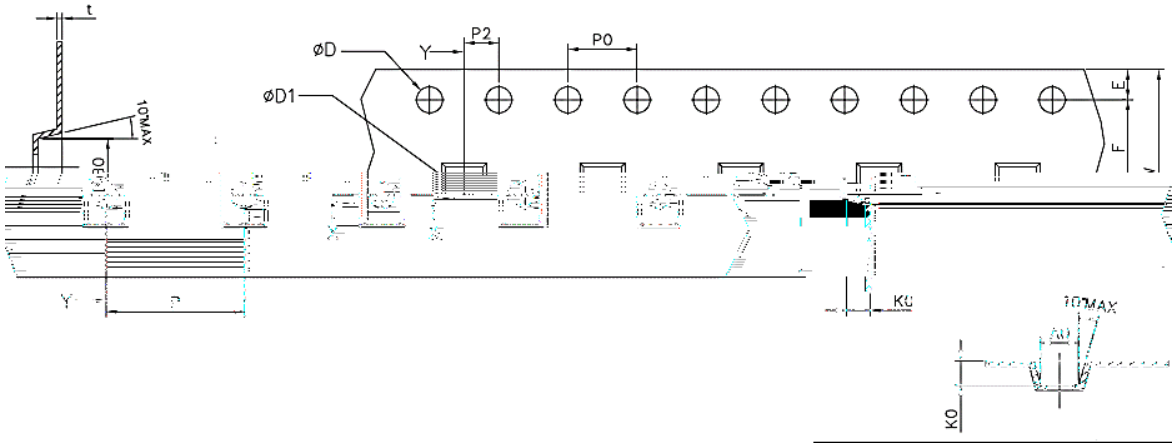
t
ØD
Y
P2
P0
ØD1
E
F
Y
P
K0
10°MAX
A0
K0