REVISION HISTORY

DEVICE ORDER INFORMATION

QTFGTCDNG FGXKEG'	RCEMCI KPI V RG'	UVCPFCTF RCEMI'SV	RCEMCI G OCTMKPI	RKPU	RCEMCI G' FGUETKRVKQP	OUN

ABSOLUTE MAXIMUM RATINGS

FGUETKRVKQP OKP OCZ

PIN CONFIGURATION

RECOMMENDED OPERATING CONDITIONS

RCTCOGVGT	FGHKPKVKQP	OKP	OCZ	WPKV

ESD RATINGS

RCTCOGVGT	FGHKPKVKQP	OKP	OCZ	WPKV

THERMAL INFORMATION

RCTCOGVGT	VJGTOCN'OGVTKE	HES HP50 z6/36N	WPKV

ELECTRICAL CHARACTERISTICS

& &

U ODQN	RCTCOGVGT	VGUV'EQPFKVKQP	OKP	V R	OCZ	WPKV
Rqy gt'Uwr r n						
		&				
		& &				
		&				
		&				
		& & &				
		& & & &				
XEE'NFQ						
Rqy gt"OQUHGVu						
		&				
Tghgtgpeg"cpf "Eqpvtqn"Nqqr						
E wttgpv"Nko kv"cpf "Qxgt"E wttgpv"Rtqvgevkqp						
		&				
		&				
		&				
		&				
		&				
Gpcdrg"cpf "Uqhv"Uvctvwr						
Uy kvej kpi "Htgswgpe "cpf "Gzvgtpcn"Enqem"U pej tqpk cvkqp						
		&				
		&				

U ODQN	RCTCOGVGT	VGUV'EQPFKVKQP	OKP V R OCZ	WPKV
Rqy gt'1 qqf				
		POWER GOOD (% of FB voltage)		
		POWER BAD (% of FB voltage)		
		POWER BAD (% of FB voltage)		
		POWER GOOD (% of FB voltage)		
		VPull-Up = 5V		
		IPull-Up = 1 mA		
Rtqvgevkqp				

TYPICAL CHARACTERISTICS

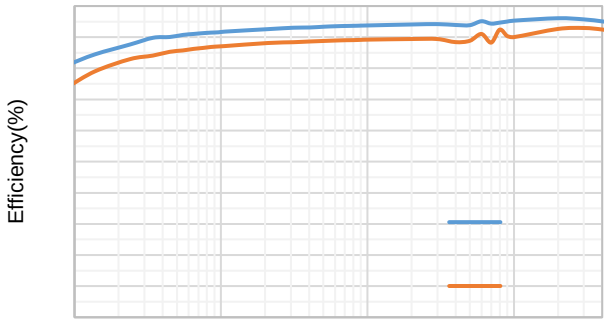

& &

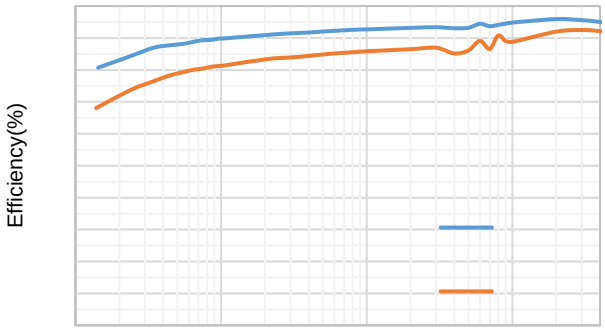

& &

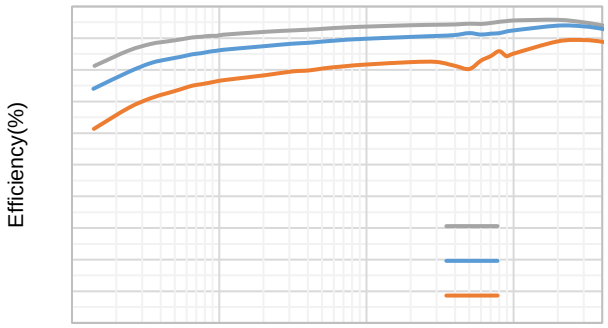

& &

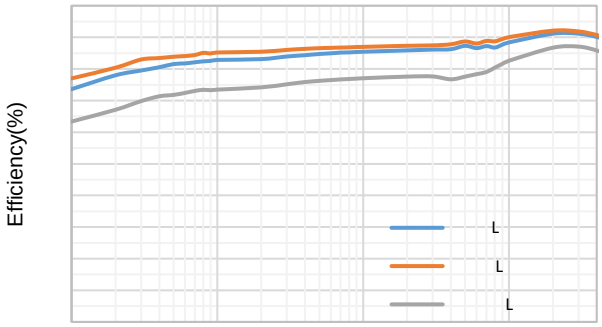

& &

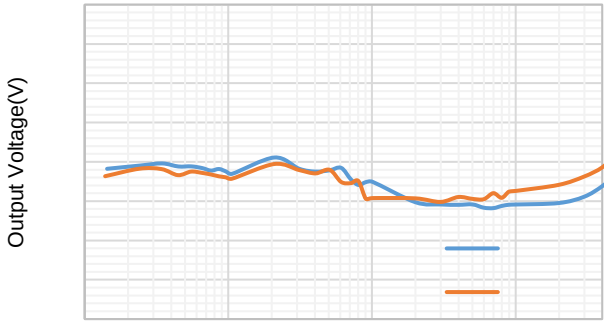

&

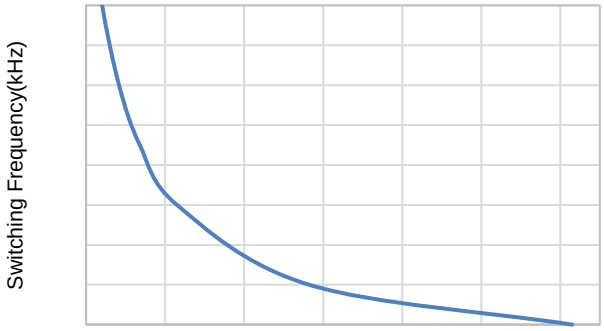

FUNCTIONAL BLOCK DIAGRAM



OPERATION

Qxgtxlgy

Gpcdrg"cpf "Wpf gt"Xqnci g"Nqemqw"Vj tguj qrf "

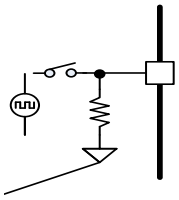

"

Htgswgpe "Urtgcf "Urgevtwo

XEE"NFQ."XEE"WKNQ."cpf "DKCU"Kpr ww

Dqqvuvtcr "Xqnci g"Tgi wrcvqt"cpf "Nqy "F tqr /qw"Qr gtcvkqp

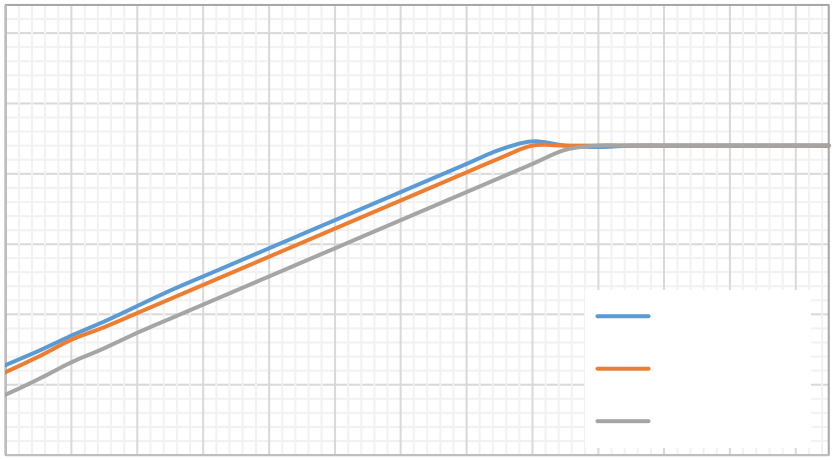

&

Qxgt'Ewttgpv'Nko kv'cpf "Jkeewr "Oqf g

Qxgt"xqnci g'Rtqvgevkqp

Rqy gt"l qqf "

Vj gto cn"Uj wwf qy p

APPLICATION INFORMATION

V r lecn"Cr r nlecvkqp

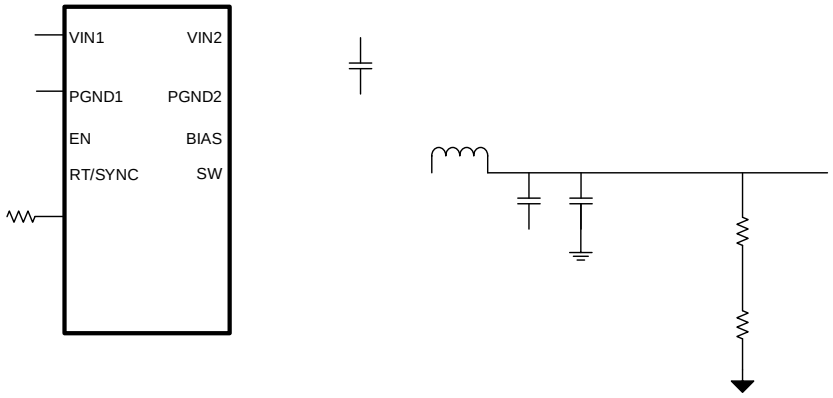

Hki wtg"340"UEV4666S"Fguki p"Gzco r rng." X"Qwr ww'y kvj "Cfl wuvcdrg"WKNQ

Fguki p"Rctco gvgtu

Fguki p"Rctco gvgtu	Gzco r rng"Xcnwg
	&

Qwr ww"Xqnci g

XQW	T	T

Uy kej kpi "Htgswgpe

Huy	T5" THUY

Wpf gt"Xqnci g"Nqem/Qw

& &

Kpf wevqt'Ugrrgevkqp

Kpr wl'Ecr cekvqt'Ugrrgevkqp

&

Dqqvuvtcr 'Ecr cekvqt'Ugrrgevkqp

Qwr wl'Ecr cekvqt'Ugrrgevkqp

Y RW D™o VLQ™O 0™O!S|’R‰ R X W Ü Êh K H W V R X S Hõ™o ™

Cr r nlecvlqp"Y cxghqto u

& &



&

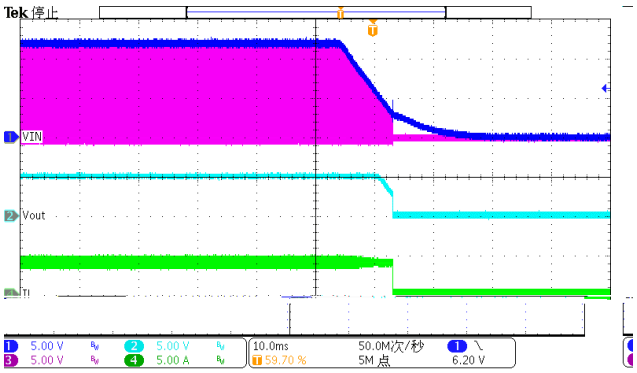

&

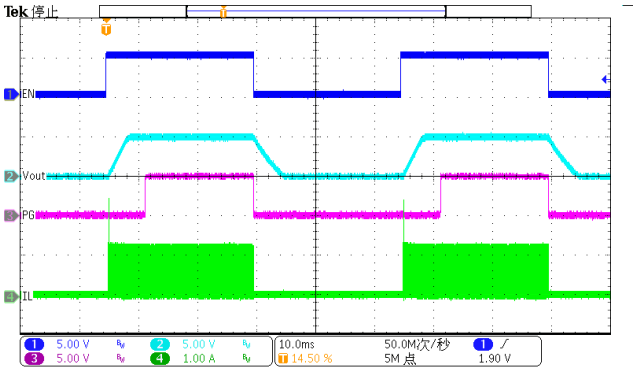

" &



&

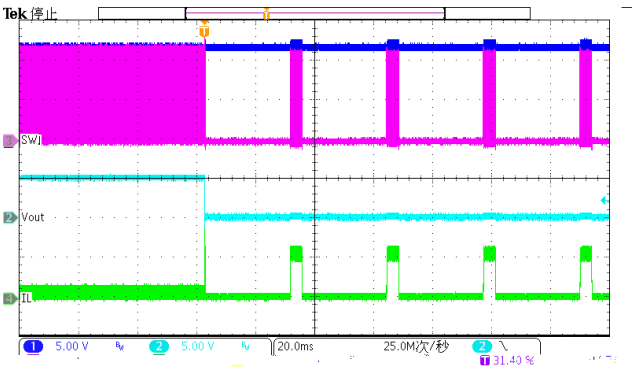

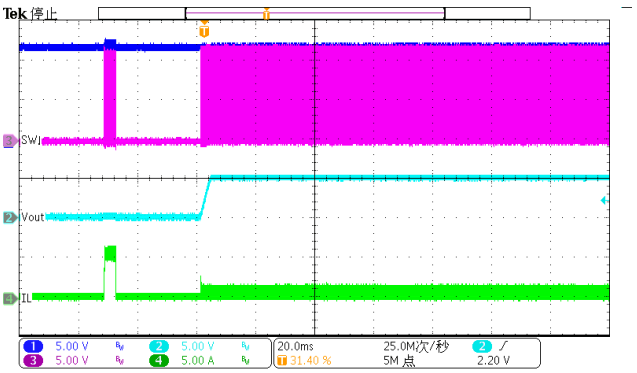

Cr r nlecvkqp"Y cxghqto u

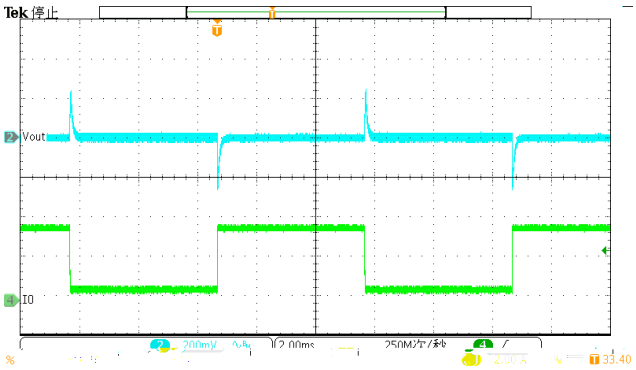

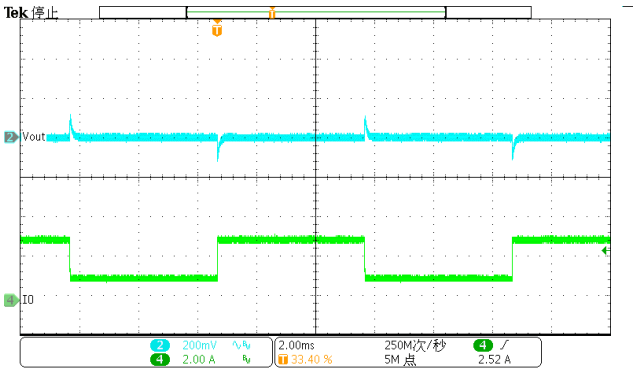

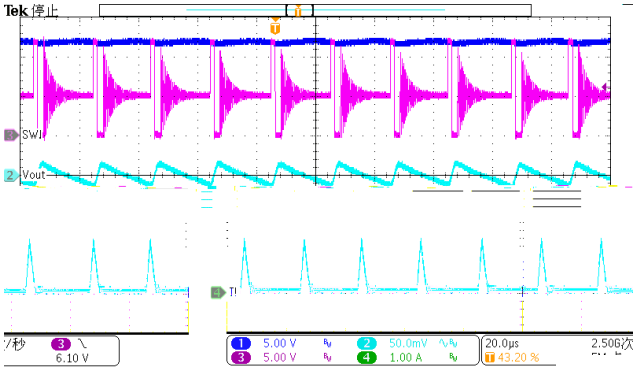

&

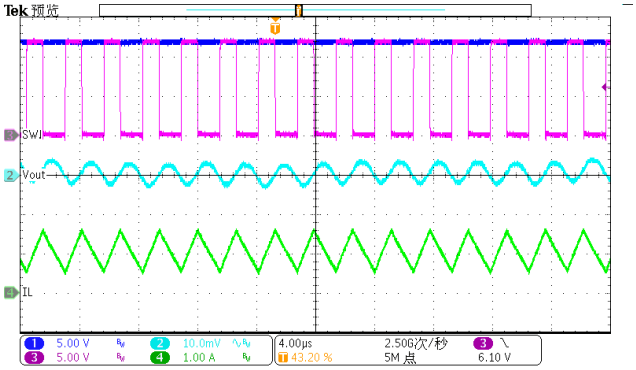

&

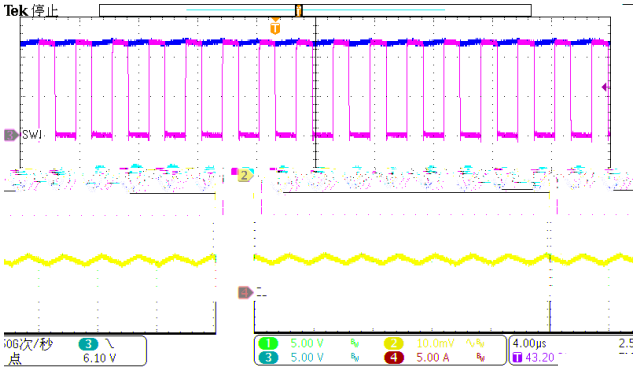

&



Nc qwl1 wkf grkpg

PACKAGE INFORMATION

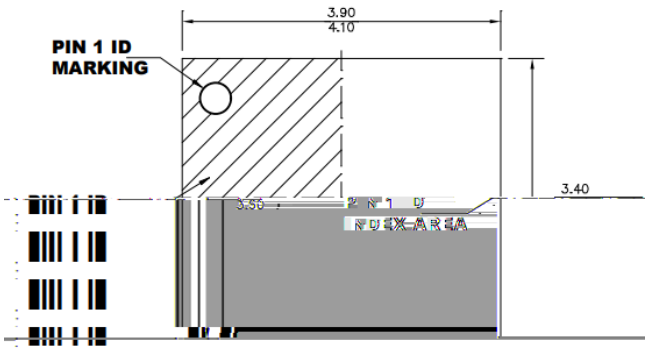

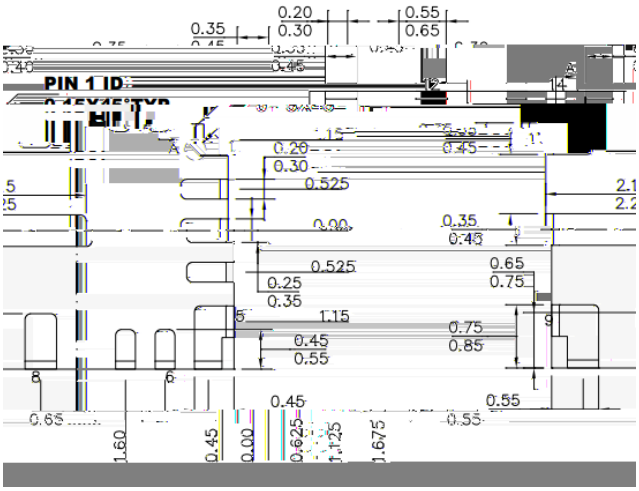

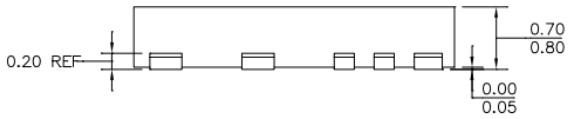

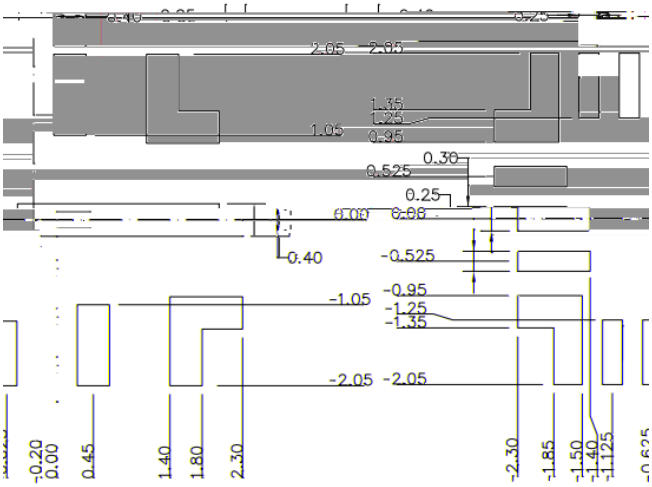

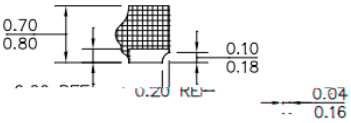

PQVG

1.
2.
3.
4.
5.

TAPE AND REEL INFORMATION

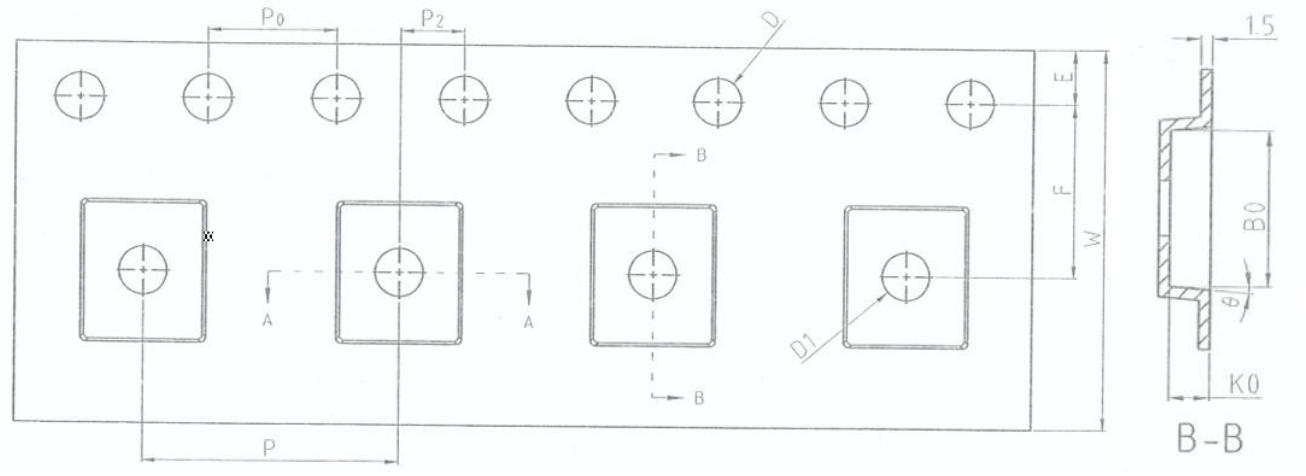

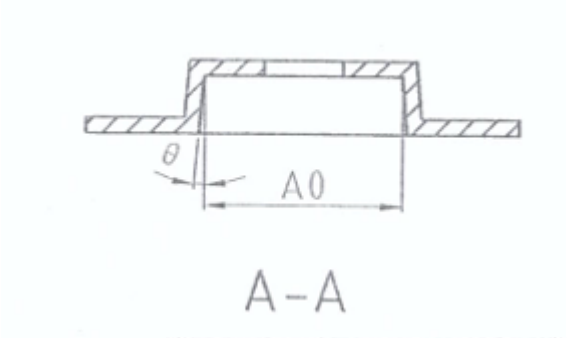

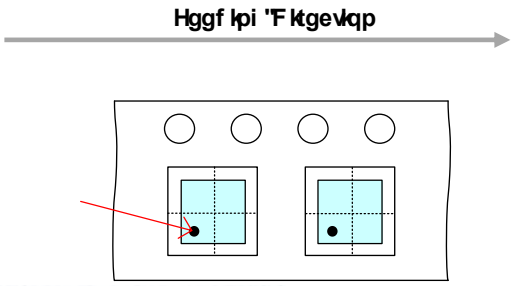

外观	尺寸 (MM)
E	1.75±0.10
F	5.50±0.05
P2	2.00±0.05
D	1.55±0.05
D1	1.50MIN
P0	4.00±0.10
10P0	40.0±0.20

外观	尺寸 (MM)
W	$12.00^{+0.30}_{-0.10}$
P	8.00±0.10
A0	3.75±0.10
B0	4.25±0.10
K0	1.10±0.10
t	0.25±0.03
θ	5° TYP